

An aerial photograph of the London skyline. The Gherkin (30 St Mary Axe) is prominent in the foreground on the left, its glass and steel structure reflecting the sky. To the right, The Shard stands tall among other skyscrapers. The city extends to the horizon under a dramatic, cloudy sky with patches of sunlight.

Local government audit committee briefing



Contents at a glance




Government and
economic news **2**

Accounting,
auditing and
governance **4**

Regulation news **6**

Key questions
for the Audit
Committee **9**

Find out
more **9**



This sector briefing is one of the ways that we support you and your organisation in an environment that is constantly changing and evolving.

It covers issues which may have an impact on your organisation, the Local Government sector, and the audits that we undertake.

The briefings are produced by our public sector audit specialists within EY's national Government and Public Sector (GPS) team, using our public sector knowledge, and EY's wider expertise across UK and international business.

The briefings bring together not only technical issues relevant to the Local Government sector but wider matters of potential interest to you and your organisation.

Links to where you can find out more on any of the articles featured can be found at the end of the briefing.

We hope that you find the briefing informative and should this raise any issues that you would like to discuss further, please contact your local audit team.



Government and economic news

EY ITEM Club – Local Government Economic Briefing Q2, May 2018

The EY ITEM Club has produced a briefing that provides a view of economic shifts and trends for local authorities to consider. It suggests that 2018 will see a continuation of the mediocre economic performance seen in 2017. This will provide a number of challenges for local authorities at a time when the need to achieve key objectives, such as driving economic growth locally, become ever more important. The briefing covers three main areas:

Continued economic pressures in 2018

Local authorities are likely to find the UK's economic performance stumbling through 2018, with GDP growth now failing to keep up with a rosier outlook for the global economy.

The UK's GDP growth averaged 1.7% throughout 2017, outperformed by growth across the G7 economies. This reflects an economy that has displayed a degree of stability in recent quarters, but also a lack of momentum in both absolute and relative terms. GDP growth is forecasted to remain consistent at 1.7% 2018 and 2019, representing a sub-par growth by the standards of both history and the UK's international peers.

A number of economic metrics are likely to influence local authority decision making in the year ahead:

- ▶ The CIPS/Markit Index indicated a tough few months for the UK economy at the start of 2018, influenced by a prolonged bout of bad weather. The construction sector was worst hit, with the Index suggesting a slump in March to 47.0 from the previous month's 51.4, suggesting a contraction in activity. This could impact both infrastructure and house building activity
- ▶ 2017's increasing inflation rate created the chief headwind to growth in the year. However from a consumer's point of view, the growth in average earnings will likely outpace the inflation rate. Local authorities will need to consider the impact on their workforce, including consideration towards workforce retention
- ▶ The economy faces a headwind from the prospect of rising interest rates, caused by inflation likely to stay above the 2% target and the tone of the Bank of England Monetary Policy Committee. The EY ITEM Club forecasts two further interest rate rises of 0.25% in the coming year. Local authorities need to consider the impact of this, for example on variable rate borrowing costs and also on broader treasury management plans

Positive Signs for some on business Rates Retention

A recent study by the Institute for Fiscal Studies (IFS) has reignited the debate about the potential financial implications associated with 100% business rates retention. The IFS study forecasts that councils included in the 100% retention pilot scheme will gain an additional £870mn in funding next year as a result, representing an approximate 3.6% increase in their collective spending power.

Whilst this provides an incentive to councils for growing their local economies, critics argue that areas less able to generate business income may become vulnerable to funding constraints. For example, the IFS forecasts suggest that London councils could gain £430mn (£49 per person, or 4.9% of core spending power) from the scheme, compared to a gain of just £2.5mn (£5 per person, or 0.6% of core spending power) in Liverpool. As a result, these estimates suggest that Liverpool City Council would have derived a greater financial benefit if total gains made by pilot authorities had been distributed nationally on the basis of relative needs.

One of the primary concerns regarding distributional impacts is the potential lack of correlation between local authority spending needs and the perceived potential for business rates growth. Further analysis is required to determine the potential impact of rate retention in light of where local authority funding needs may emerge in the years to come.

Mitigating the risk of market failure in health and care systems

Allied Healthcare, one of the country's largest home care providers, has successfully agreed a Company Voluntary Arrangement (CVA) allowing it to agree a payment plan with its creditors.

Changes to the Care Act, which came into effect in 2015, means that if a provider like Allied were to stop trading, local authorities would need step in to protect individuals receiving care. This demonstrates the need for a continued focus on the successful integration of care and the role of local authorities in leading this transformation is paramount.

Data is a fundamental enabler to the successful integration of health and social care; it also presents one of the areas of greatest complexity. Key stakeholders across health and social care

systems should recognise the role of sharing data in minimising the risk of information asymmetry. Focus is already being applied to establishing platforms that allow market participants to share data not just on an individual's care needs, but also on broader lifestyle data. Whilst this has the potential to allow for the use of transformative technologies such as artificial intelligence, it also has the potential to support more effective pricing and resource allocation, leading to the better functioning of the health and care market.

NAO Report Financial sustainability of local authorities 2018

In March 2018 the National Audit Office (NAO) published a report Financial sustainability of local authorities 2018. The scope of the report was to review developments within the sector and to understand the impact of funding reductions on the service and financial sustainability for local authorities. One of the key findings of the report was that there had been a real-terms reduction in local authority spending power by 29% between 2010-11 and 2017-18.

Spending on services that have significant statutory responsibilities, such as adult social care have only seen a reduction in spending of 3% in real terms; whereas in contrast spending on more discretionary areas, such as planning, housing services, highways and cultural related services, have seen a greater reduction of spending between 35% to 53% in real terms. These spending reductions have seen reductions in front lines services such as weekly domestic waste collection (reduced by 34% between 2010-11 and 2016-17) and numbers of libraries (reduced by 10% between 2010-11 and 2016-17).

Another key finding of the NAO report is that the many local authorities are relying on using their reserves to fund the provision of services, which is not sustainable. The report found that 11% of single-tiered and county councils had the equivalent of less than three years' worth of total reserves if they continued to use their reserves at the rate they did in 2016-17. Therefore achieving strong financial resilience is imperative to maintaining the financial sustainability of the provision of services by local authorities. Northamptonshire County Council issued a s114 notice in February 2018, indicating that it was at risk of spending more in the financial year than it had resources available. This highlights the increased risk of financial sustainability for local authorities.



Accounting, auditing and governance

IFRS 9: Financial Instruments ... just an accounting change isn't it?

On 4 April 2018 the Code of Practice on Local Authority Accounting in the United Kingdom (the Code) for 2018/19 was issued by a joint board of CIPFA/LASAAC. The updated Code of Practice for 2018/19 introduces two new reporting standards, IFRS 9 Financial Instruments and IFRS 15 Revenue from Contracts with Customers, which was discussed in detail in the last briefing.

The implementation of IFRS 9 in the Code could well have an impact on Local Authority budgets and ultimately General Fund reserve levels.

The IFRS impacts on an authority's financial assets: the investments it holds; the amounts it has lent to others; and other monetary based assets it may have. It changes how these financial assets are classified and how movements in their value are accounted for. It also changes how these assets are impaired; based on the risk that the assets may not be recovered in full, or at all.

Classification changes

Currently, many authority financial assets are classified as 'Available for Sale'. For these assets, an accounting adjustment is permitted to ensure that movements in the value of these assets does not impact on the General Fund. Under IFRS 9, the 'Available for Sale' classification no longer exists. Authorities will therefore have to reclassify their financial assets into one of the three classifications allowed under the standard: amortised costs; fair value movement through other comprehensive income; and fair value movement through profit and loss. It is this final category

which is causing authorities concern, as any movement in the value of assets in that classification will impact directly on General Fund balances, and at present there is no permitted accounting adjustment to remove that impact.

Collective Investment Schemes

Many authorities are now investing significant amounts in a range of collective investment schemes, such as the CCLA Local Authority Property Fund. At present there is significant debate about the classification of these funds, with the majority view being that they would be classified as fair value movement through profit and loss, with those movements therefore impacting on General Fund. The alternative view is that these funds meet the definition of equity and could therefore be reclassified to fair value movement through other comprehensive income, with the value movements not impacting General Fund. This specific issue is being considered by central government and CIPFA, and it is likely that a permitted accounting entry will be introduced to allow the impact of value movements for these type of funds to be removed from the General Fund.

Impairment of financial assets

Under the current approach, Local Authorities only have to provide for impairments to financial assets when there is objective evidence that all of the value of the asset may not be recovered; IFRS 9 introduces a new model for financial asset impairment. Under the new impairment model, Local Authorities will need to make an estimate of the potential loss on all financial assets at the inception of that asset, even if there is no objective evidence that

a loss will occur. This will obviously result in a higher impairment charge for financial assets going forward, and that charge will impact on General Fund.

In summary, the introduction of IFRS 9 into the Code is more than just an accounting change and authorities will have to keep a very close eye on the budgetary.

CIPFA/LASAAC consultation on IFRS 16 Leases

CIPFA has issued the first of a series of briefings intended to assist practitioners engage in the consultation process for the adoption of IFRS 16 in the 2019/20 Code. Each briefing will focus on particular aspects of the standard whilst also updating stakeholders on latest developments. The first briefing focuses on recognition and measurement and the adaptations to the Code for the adoption of IFRS 16.

IFRS 16 replaces IAS 17 Leases and its related interpretations. It will apply to the 2019/20 financial statements subject to the consultation process and CIPFA/LASAAC's decisions for adoption in the 2019/20 Code. The changes introduced by the standard will have substantial practical implications for local authorities that currently have material operating leases, and are also likely to have an effect on the capital financing arrangements of the authority.

The new leasing standard will lead to a significant change in accounting practice for lessees for whom the current distinction between operating and finance leases will be removed. Instead it requires that a lessee recognises assets and liabilities for all leases with a term of more than 12 months unless the underlying asset is of low value. At the commencement date of the lease, a lessee will recognise a right-of-use asset representing its right to use the underlying leased property, and a lease liability representing the lessee's obligation to make lease payments for the asset.

The lease liability is initially measured at the present value of the lease payments to be made over the lease term. Subsequently, lessees increase the lease liability to reflect interest, and reduce the liability to reflect lease payments made (as with finance leases under IAS 17).

The right of use asset is initially measured at the amount of the lease liability, adjusted for lease prepayments, lease incentives received, the lessee's initial direct costs (e.g., commissions), and an estimate of restoration, removal and dismantling costs. Subsequently, the right of use asset is depreciated in accordance with IAS 16. (In certain circumstances, alternative subsequent

measurement bases for the ROU asset may apply (in accordance with IAS 16 and IAS 40 Investment Property).

The standard has a set of specific mandatory disclosure requirements (e.g., expenses, cash flows), and also an additional requirement for a lessee to disclose any further information a user would need to assess effect leases have on the financial statements.

CIPFA will be liaising with a number of authorities across the UK to consider the cost and benefit implication of adoption of IFRS 16, as well as the impact on information requirements, the processes and systems used by local authorities.

Future briefings to support the implementation of this new standard will cover topics such as identifying the lease, recognition exemption, issues for lessors and transitional reporting arrangement, to name a few. A readiness assessment questionnaire has been included in the consultation to help local authorities in their preparations. CIPFA/LASAAC is requesting authorities to share this information in order to assess the overall preparedness for adoption on a larger scale.

Audit Committee Effectiveness Toolkit

Audit Committees are a vital part of any entity as they are charged with overseeing governance arrangements throughout their organisations. Over the past few years Audit Committees have experienced enhanced scrutiny from regulators and stakeholders with new guidance on good governance arrangements, public sector internal audit standards, managing risk and preventing fraud; whilst at the same time there has been the need to deliver better value for money for taxpayers.

Therefore it is vital that every Audit Committee is prepared, ready and are able to fulfil their role in an effective manner. In order to assist Audit Committees in monitoring their performance, and assessing their effectiveness, EY has developed a Government and Public Sector specific 'Audit Committee Effectiveness Toolkit'.

The toolkit provides an opportunity for Audit Committees to critically assess their own effectiveness to determine if they meet the minimum standards as set out in CIPFA's Position Statement for Audit Committees. The toolkit will also help all members to understand their respective roles and responsibilities of being a member of an Audit Committee.

This toolkit is available as an additional service that can be provided. Further information regarding the Audit Committee Effectiveness Toolkit is available upon request through your local audit team.

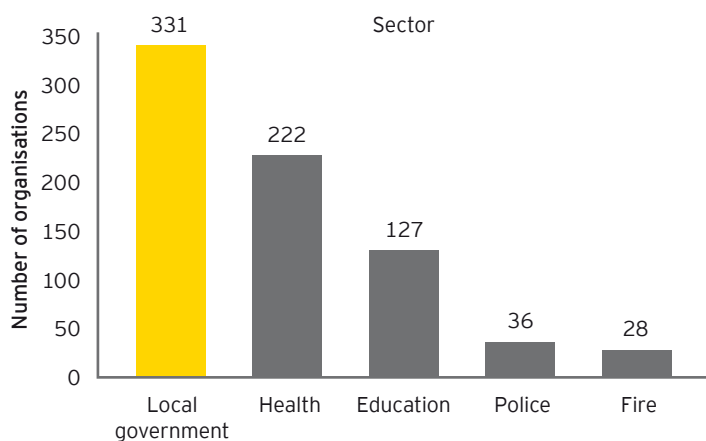
Regulation news

Gender pay gap reporting

On 4 April 2018, employers in Great Britain with more than 250 staff were required by law to publish data on Gender Pay Gap for the first time. EY has analysed the gender pay gap data reported by 744 public sector bodies, including 331 local authorities (see Figure 1 below).

Figure 1: Government and Public sector bodies reported on gender pay gap

Who reported



The gender pay gap is calculated by determining the difference between the mean or median hourly earnings for men and women, as a percentage of men's hourly earnings. We have analysed the mean gender pay gap and the median gender pay gap below.

The education sector reported the largest average median pay gap (15.3%), whilst Local Government reported the lowest average median pay gap (5.8%), see Figure 2 below.

Figure 2: Average median pay gap

Average pay gap

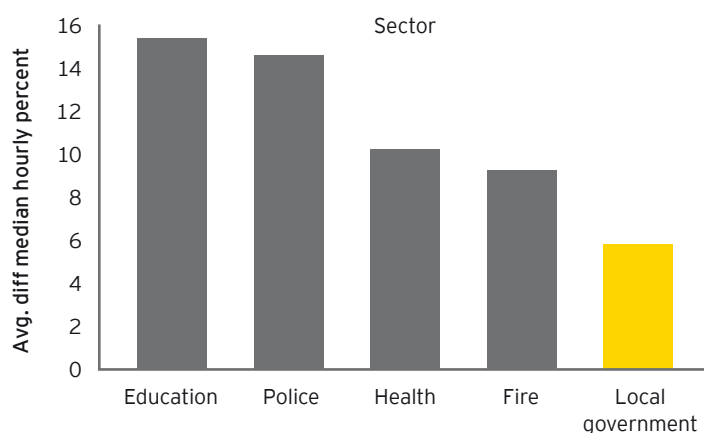
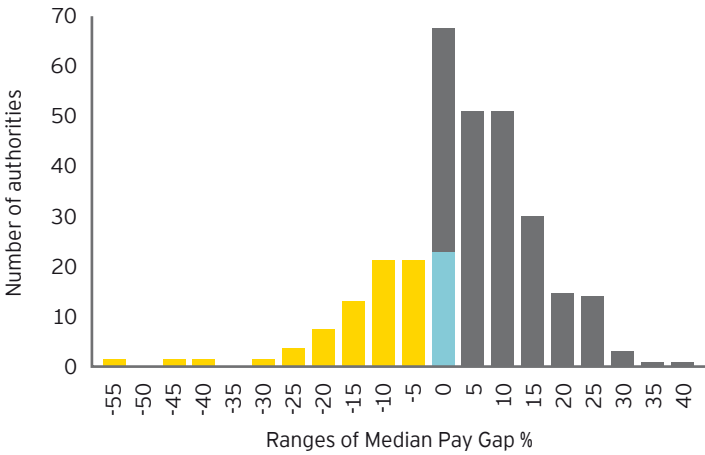


Figure 3 below sets out the % gap in median hourly pay between men and women reported by local authorities. This shows that 25 authorities reported a zero pay gap, 77 authorities reported a higher median pay for women than men, and the remaining 227 authorities reported men receiving a higher median pay for men than women.

Figure 3: Difference in median hourly pay in LG

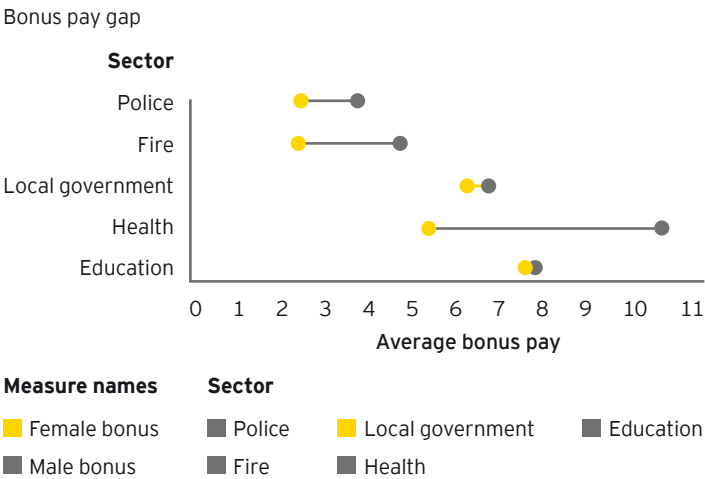
Difference in median hourly pay in fire sector, %



Difference in Median hourly pay as report by each organisation. Yellow represents instances where the median hourly pay was higher for women, Blue represents instances where there was no gender pay gap and grey corresponds to a median hourly pay gap where men are paid higher.

Figure 4 below compares the bonus pay gap between men and women across different sectors. This shows that local authorities have the second lowest bonus pay gap.

Figure 4: Bonus pay gap in the public sector



Making Tax Digital (MTD) for VAT: changes from April 2019

From April 2019 it will be compulsory for VAT registered local authorities to comply with new requirements to be in line with HMRC regulations. Local authorities will need to:

- ▶ Keep and preserve digital tax records
- ▶ File VAT returns directly with HMRC using MTD compatible software

Whilst these requirements may not initially seem too burdensome, where a local authority is preparing VAT returns manually from legacy systems or multiple unconnected systems it may be a challenge (and time consuming) to fully understand and implement the necessary changes to be compliant with the MTD requirements.

With around only nine months before the new regulation comes into force local authorities will need to make sure that they have an appropriate readiness plan in place in order to comply with the new MTD obligations.

EY is recommending that local authorities prepare for MTD by creating a 'roadmap to April 2019' as soon as possible to allow for suitable time to implement changes before the deadline. This 'roadmap' should include:

1. An assessment of the current state and readiness for change
2. Evaluation of available technology solutions

Further information can be found at the end of this briefing although where EY is the appointed auditor to an authority; it is prohibited from providing tax advice.

National Minimum/Living Wage legislation

Recent investigations from HMRC have seen an increase in Public Sector employers struggling to comply with the National Minimum/Living Wage (NMW/NLW) legislation. The NMW/NLW minimum wage for those over 25 is currently £7.83. Lower rates exist for those aged under 25 and apprentices. Whilst the NMW/NLW rates have been well publicised a number of public sector employers have been struggling to comply. A report by the Low Pay Commission, published in September 2017, raised concerns regarding the high rate of NMW/NLW breaches and specifically highlighted education support assistants and teaching assistants. Given the diverse nature of work undertaken by local authority employees it is important to review contracts and working practices across the different activities undertaken. One notable example of HMRC focus has been the payments to care workers

for sleeping time. This has resulted in an increase in enforcement activity in this sector. Other significant areas of focus include:

- ▶ Salaried workers whose hours are not actively monitored
- ▶ Defined dress code policies which may reduce the NMW/NLW pay
- ▶ Deductions, such as car parking charges paid by employees on facilities owned by the local authority
- ▶ Salary Sacrifice which may in turn reduce the base pay for NMW/NLW

The impact of reputational damage from being publically named may outweigh any financial impact, which includes penalties of up to 200% of any arrears and lengthy HMRC investigations which could cover a period of six years.

EY have employed a number of former NMW/NLW Compliance Investigators, with significant knowledge and experience that will be able to provide insights on developing an effective approach to achieve compliance with legislation and improve monitoring procedures.

Further information can be found at the end of this briefing although where EY is the appointed auditor to an authority, it is prohibited from providing tax advice.

Key questions for the Audit Committee

- ▶ Has your authority assessed the impact of inflation and earnings growth on employee retention?
- ▶ Has your authority considered the impact of potential rises in interest rates over the next year or so, and reflected this in estimated costs of borrowing and on its broader treasury management strategy and medium term financial planning?
- ▶ How has the authority considered the impact of changes to the business rates system, and reflected these changes in its budget and financial planning?
- ▶ In the light of the NAO report on the financial sustainability of local authorities, how financially resilient is your authority? Are you confident that the authority has an appropriate policy on the level of reserves?
- ▶ Has your authority assessed the impact of the new accounting standards IFRS 9 Financial Instruments on your budgets?
- ▶ Has your authority assessed the impact IFRS 16 will have on cost, processes and system information?
- ▶ How is the effectiveness of your Audit Committee assessed and monitored?
- ▶ Have you considered the gender pay gap at your authority? Where there is a gender pay gap, what actions are being taken to reduce the gap?
- ▶ How prepared is your authority for the new Making Tax Digital (MTD) VAT requirements that will come into force from April 2019?
- ▶ How does your authority ensure that it complies with the National Minimum/Living Wage (NMW/NLW) legislation?

Find out more

EY Item Club forecast

<https://www.ey.com/uk/en/issues/business-environment/financial-markets-and-economy#section1>

Financial Sustainability: NAO Report

<https://www.nao.org.uk/press-release/financial-sustainability-of-local-authorities-2018/>

<https://www.nao.org.uk/report/financial-sustainability-of-local-authorities-2018/>

Code of Practice Improvements

<http://www.cipfa.org/policy-and-guidance/publications/c/code-of-practice-on-local-authority-accounting-in-the-united-kingdom-201819-online>

<http://www.cipfa.org/about-cipfa/press-office/latest-press-releases/new-code-improves-transparency-of-transactions-in-local-government-finances>

<http://www.cipfa.org/policy-and-guidance/consultations/code-of-practice-on-local-authority-accounting-in-the-united-kingdom,-c,-consultation-on-ifs-16-leases>

<http://www.cipfa.org/policy-and-guidance/technical-panels-and-boards/cipfa-lasaac-local-authority-code-board/local-authority-leasing-briefings>

<https://www.gov.uk/government/consultations/ifrs-16-leases-exposure-draft-1801>

Audit Committee Effectiveness Toolkit

Please contact your local audit team

Making Tax Digital (MTD) for VAT: changes from April 2019

<https://www.ey.com/gl/en/services/tax/digital-tax---why-digital-tax>

<https://www.gov.uk/government/publications/making-tax-digital/overview-of-making-tax-digital>

<https://www.icaew.com/en/technical/tax/making-tax-digital>

National Minimum/Living Wage legislation Compliance

<https://www.gov.uk/government/publications/enforcing-national-minimum-wage-law>

About EY

EY is a global leader in assurance, tax, transaction and advisory services. The insights and quality services we deliver help build trust and confidence in the capital markets and in economies the world over. We develop outstanding leaders who team to deliver on our promises to all of our stakeholders. In so doing, we play a critical role in building a better working world for our people, for our clients and for our communities.

EY refers to the global organization, and may refer to one or more, of the member firms of Ernst & Young Global Limited, each of which is a separate legal entity. Ernst & Young Global Limited, a UK company limited by guarantee, does not provide services to clients. For more information about our organization, please visit ey.com.

Ernst & Young LLP

The UK firm Ernst & Young LLP is a limited liability partnership registered in England and Wales with registered number OC300001 and is a member firm of Ernst & Young Global Limited.

Ernst & Young LLP, More London Place, London, SE1 2AF.

© 2018 Ernst & Young LLP. Published in the UK.
All Rights Reserved.

ED None

EY-000067298.indd (UK) 06/18. Artwork by Creative Services Group London.



In line with EY's commitment to minimise its impact on the environment, this document has been printed on paper with a high recycled content.

Information in this publication is intended to provide only a general outline of the subjects covered. It should neither be regarded as comprehensive nor sufficient for making decisions, nor should it be used in place of professional advice. Ernst & Young LLP accepts no responsibility for any loss arising from any action taken or not taken by anyone using this material.

ey.com/uk